

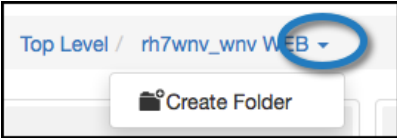
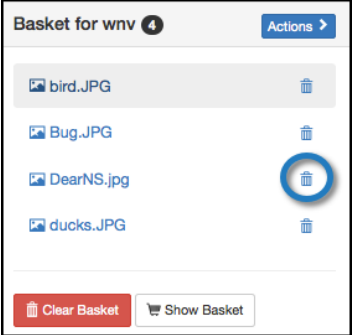
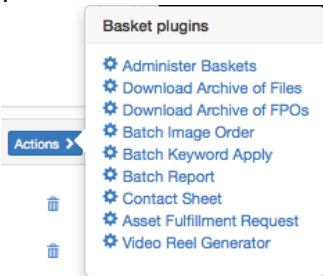





RESOLVED ISSUES

The full list of specific additions and bug fixes that are included in this release are detailed below.

Ticket	Component	Issue
XIN-1940	Portal PHP	Portal File Manager: When moving or copying assets to a newly created folder, using a file name containing a trailing space, the action is completed correctly.
XIN-1972	Xinet Server	XMP Export: When using the Basket in Portal and selecting Download Archive of Files with XMP Export enabled, the XMP sidecar file now exports the metadata fields from the DB and the XMP packet correctly.
XIN-2358	Xinet Database	Quick Sync no longer spawns a <i>dtrebuild</i> process for each new file in a volume; preventing large numbers of processed being started.
XIN-4078 XIN-4693	Xinet Portal	Marquee Template: Applying any file management actions are now reflected in the interface quickly.
XIN-4469	OPI	ICC colorspaces are now tied to the 'blending operations' in the transparency layers of PDFs.
Xin-4552	Portal UI	Watermarks: The Asset Timer plug-in uses the default Xinet Logo as a watermark on expired assets. If a Portal Administrator has not used a custom watermark image, the default image is now displayed in MVIEW.
XIN-4653	Xinet Database	The process <i>pdfsync</i> no longer crashes when storing previews of PDFs pages in the Xinet database.
XIN-4680	Xinet Portal	Marquee Template: Annotations are now stored in the order created.
XIN-4667	Portal UI	Batch Keyword Apply: Bad header corrected. \r character encoding is no longer included in the access log for Batch Keyword Apply.
XIN-4682	Xinet Portal	Marquee Template: Batch Report now generates content.
XIN-4683	Xinet Portal	Marquee Template: Version comparison now implemented for large previews in the Details view.
XIN-4684	Xinet Portal	Marquee Template: When Portal users complete a Quick Search <i>or use a Saved Search</i> or simply browsing in a folder, <i>they can add all assets displayed in the browser view to their Basket in one step.</i>
XIN-4688	Xinet Portal	Marquee Template: Template selection is remembered between user logins.
XIN-4689	Xinet Portal	Marquee Template: Asset Details view – When selecting a page in a multiple paged document using the page next and previous arrows  , the selected page linked images are now correctly displayed.

XIN-4691	Xinet Portal	Marquee Template: Advanced Search now allows sub-folder selections for searches.
XIN-4692	Xinet Portal	Marquee Template: Portal users can no longer change their password after the Administrator has disabled “User can change password” option in the Volumes/Users > Users view.
XIN-4694	Xinet Portal	Marquee Template: After creating a new asset version or deleting a version, the Details view displays the updated information.
XIN-4695	Xinet Portal	Marquee Template: Users are now able to stream audio files in the Details view.
XIN-4699	Portal Marquee UI	Marquee Template: Portal users can now cancel their cropping request in the Details view. The Cancel button is now working as expected.
XIN-4700	Portal Marquee UI	Marquee Template: Updates were made to the Linked tab In the Details view. Now, when a Portal user clicks on a linked file, the Details view is displayed.
XIN-4701	Portal Marquee UI	Marquee Template: Portal users can now navigate to the location where a found asset is located using the Browse folder icon. 
XIN-4703	Portal Marquee UI	Marquee Template: Portal users can now create a directory at the top level of an opened volume using the small arrow in the breadcrumb trail. 
XIN-4706	Portal Marquee UI	Marquee Template: The User menu now closes when the clicking the mouse anywhere else on the Portal interface.
XIN-4714	Portal Marquee UI	Marquee Template: Portal users can now delete their saved Batch Keyword Apply and Batch Image Order configurations.
XIN-4716	Portal Marquee UI	Marquee Template: When creating a custom date range filter, using the Last Modified or Create on filters, the selected date range is now displayed correctly in the interface.
XIN-4718, XIN-4655	PDFOPI, Print Spooling	Corrected errors when printing an InDesign 2014 document to a PDF/X-4 queue.
XIN-4719	Portal Marquee UI	Marquee Template: Home page buttons use short names for localization.
XIN-4720 XIN-4721	Portal Marquee UI	Marquee Template: Delete confirmation dialogs have been updated for Manage Files.

XIN-4722	Portal Marquee UI	<p>In Progress...</p> <p>Marquee Template: A confirmation dialog box has been added to display when Portal users forget to save add annotations.</p>
XIN-4723	Portal Marquee UI	<p>Marquee Template: The list of items displayed in the navigator for the Basket, now refreshes correctly after removing an item from the Basket.</p> 
XIN-4724	Portal Marquee UI	<p>Marquee Template: The Add Comment button is displayed at the bottom of the Details view and the comments are listed in descending date order. The newly added comments are at the bottom of the list.</p>
XIN-4726	Portal Marquee UI	<p>Marquee Template: Metadata is refreshed after applying Basket actions to assets in the browse view.</p>
XIN-4727	Portal Marquee UI	<p>Marquee Template: After applying metadata to assets in your basket using the Batch Keyword Apply option, the page now refreshes to display the updated data.</p>
XIN-4728 XIN-4785	Portal Marquee UI	<p>Marquee Template: The navigator Basket Actions menu is now a floating menu, which displays all options if the menu is positioned at the bottom of your browser view.</p> 
XIN-4729	Portal Marquee UI	<p>Marquee Template: Opening Annotations in the List View now displays the Annotations dialog box correctly.</p> 
XIN-4730	Portal Marquee UI	<p>Marquee Template: Opening the Details view, from the List View, now displays the file name correctly in the header of the dialog box.</p>
XIN-4731	Portal Marquee UI	<p>In Progress ...</p> <p>Marquee Template: A confirmation dialog box has been added when a Portal User clicks Clear Basket.</p>

XIN-4737	Portal Marquee UI	Marquee Template: In the Browser view, icons change to yellow when an asset has been assigned annotations or added to the Basket. Once executed, the ToolTips are updated.
XIN-4738	Portal Marquee UI	Marquee Template: In the Browser view, an icon and tooltip appears on the top left corner of an asset thumbnail to indicate that it has more than one version.
XIN-4739	Portal Marquee UI	Marquee Template: We have added the ability to save and reuse Quick Searches.
XIN-4740	Interpreter, PDFOPI, Print Spooling	PDF/X-4: Files containing Web links for placed images (for Interactive PDFs) are not permitted to print to a PDF/X-4 queue. Note: In the Administration view, <i>Create Web links for placed images (for Interactive PDFs), with the following URL prefix</i> option is not available to PDF/X-4 queues.
XIN-4746	Portal Marquee UI	Marquee Template: In the Manage File process, we have corrected the interface for creating a folder.
XIN-4748	Xinet Database	Upgrading Xinet from version 17 to 18, now starts the Xinet database successfully and maintains the custom settings in the <i>my.cnf</i> file.
XIN-4752	Portal Marquee UI	Marquee Template: In the Browser view, Portal users can view the next or previous frame of a video file to view a small thumbnail image by clicking on the arrows. 
XIN-4755	Portal Marquee UI	Marquee Template: In the User menu  wnv, located at the top right of the interface, new preferences have been added for Portal users to select their default Archive Format .
XIN-4757	Portal Marquee UI	Marquee Template: Corrected the cropping problem for files displayed in the Details view.
XIN-4759	Portal Marquee UI	Marquee Template: Annotations cannot be added to Video files. The Annotation icon has been removed for video format assets.
XIN-4762	Interpreter	Fixed unexpected colorspace for JPEG 2000 (JP2) images which causes an infinite loop to occur affecting performance.
XIN-4765	Portal Marquee UI	Marquee Template: Users settings are now saved in cache. When a user returns to Portal, it remembers the last template selected and the last position used in the navigation panel.
XIN-4766	Xinet Server	When creating a new user, based on a copy of a previous user, permissions are now copied correctly. [Volume/Users > Users > New User – Copy User option.]
XIN-4778	Portal Marquee UI	Marquee Template: Corrected the layout of Japanese text in the Advanced Search interface.
XIN-4781	Pilot UI, Portal UI	Resolved AppleScript errors when a user clicks Open High Res . Files now download correctly.

XIN-4782	Portal Marquee UI	Marquee Template: When the Portal Administrator enables the option ‘Show files in the Portal Navigator’, Portal users selecting a file in the navigator now opens the Details view for the selected file.
XIN-4789	Portal Marquee UI	Marquee Template: Icon tooltips now update to reflect an action was applied to an asset. For example, when an asset added to the Basket, the tooltip changes from “Add to basket” to “Remove from basket”.
XIN-4797	PDFOPI	Added the ability to add XMP fields to PDF/X-4 specs.
XIN-4799	Portal Marquee UI	Marquee Template: Advanced Search now locates all assets found in all mounted volumes rather than displaying the Top Level as a search result.
XIN-4804	Portal Marquee UI	Marquee Template: Facet Show more link now displays the correct associated facets (data field) types.
XIN-4807	PortalDI	OS X – Adding metadata to a *.psd file, no longer causes malloc errors. Actions and Triggers are now working as expected.
XIN-4809	Portal Marquee UI	Marquee Template: Files names are now displaying correctly in List view. In the List view, if long file names are not displayed, increase the width of the Browser view window.
XIN-4817	Portal Marquee UI	Marquee Template: After a user creates a new version of an asset in the Details view and then clicks on that version, the correct thumbnail is displayed.
XIN-4818	Portal Marquee UI	Marquee Template: Assets using single quotes in their filename, now display in the Details view.
XIN-4823	Portal PHP	Portal LINUX – 64 installer is now setting the global settings and Apache version in the <i>httpd.conf</i> file correctly.
XIN-4826	Video Support	Marquee Template: In the Details view, videos are now displaying full size in the Video player.
XIN-4835	Portal Marquee UI	Marquee Template: Corrected the problem in the Manage Files where only a subset of files available in the current folder is displayed.
XIN-4837	Portal Marquee UI	Marquee Template: Added a ‘No more items’ prompt at the end of a scroll to indicate the end of the page content.
XIN-4841	Portal Marquee UI	Marquee Template: Added the ability to stream audio files in the Details view.
XIN-4863	Portal Marquee UI	Marquee Template: Manage Files: Creating a new folder in a selected folder now creates a sibling folder.

KNOWN ISSUES

The full list of known issues that are included in this release are detailed below.

Ticket	Component	Resolution
--------	-----------	------------

XIN-3001	Portal	<p>Legacy migrated sites to Portal 4.6 do not show folders in the Portal main area unless the site is saved. This occurs when the site option Display folder in the main area is selected.</p> <p>Workaround: Open the Administration view and save the Portal Site settings in the Portal tab.</p>
XIN-3061	Pilot UI	<p>Saved search queries for Portal users, using the default search engine (not Solr Search), are not displaying the results from the saved path.</p>
XIN-3103	Xinet Server, Portal	<p>Portal passwords using the percent (%) character fails.</p>
XIN-3206	Xinet Portal	<p>MVIEW Zoom: Enlarge the whole canvas in MVIEW as the user zooms into an image.</p>
XIN-3340	Xinet Portal	<p>Batch Image Order: Images added to the Basket are not saving the following set options: XMP Export, Include non-image files, Leave vector images unconverted, and Include all pages.</p>
XIN-3433	Portal	<p>Quick Search not working for Portal version 4.5.1 or later after upgrading to Portal 4.6.1.</p>
XIN-3885	Portal	<p>Advanced searches are not being saved when setting multiple conditions using the File/Folder Search Field option.</p>
XIN-3938	Portal, Xinet Server	<p>Problems with assets using double quotes in the file names. The double quotes are converted to %22 and Portal users are not able to use the File Manager to rename or delete assets.</p>
XIN-4075	Open File Support, SOLR Search	<p>Open Office version 3 previews are not displaying for some Office documents.</p> <p>Workaround: Upgrade to Open Office version 4 to view previews. Note: With Solr Search enabled, the server must have Java VM version 1.7 installed.</p>
XIN-4166	PC Connectivity Software	<p>PC Connectivity software is not supported on Mac OS X 10.7 + for Xinet servers without AFP.</p>
XIN-4431	Xinet Server, Xinet Core, Xinet DB	<p>In order to install on Red Hat 7.0 the backward compatible <i>libpng</i> library must be installed.</p> <p>The standard install will include:</p> <p><code>/lib64/libpng15.so.*</code></p> <p>But our code needs the older <i>libpng12.so.0</i>.</p> <p>If the library is not present, it can be installed by running the following command:</p>

		> yum install libpng12.x86_64
XIN-4477	Xinet Portal	Access Control List name (ACLs): Due to a limitation of the use of ACL's with Portal, in addition to designating specific server access, the address of the Portal address must be included for Change Password and Basket downloads to function properly for Portal users.
XIN-4513	Xinet DB	Data Fields: When changing the name of a metadata field, with the option "Save into XMP" enabled, a new metadata field is saved to the database along with the original metadata field.
XIN-4679	Xinet Portal	Marquee Template: Warning required when illegally uploading a folder to Portal or Pilot. Currently the progress bar hangs.
XIN-4685	Xinet Portal	Marquee Template: Allow users to add text annotations.
XIN-4771	AppleShare	<p>AppleShare Performance Issues: Previews are slow to display on Mavericks and Yosemite client machines due to file sharing performance connection problems.</p> <p>Workaround: Option 1: Turn off previews in the Finder.</p> <p>Option 2: TRY setting the "Maximum size of the FPO (in Kilobytes)" in the preview settings to something smaller, like 4000 instead of the default 7168. If they're making EPS FPOs and don't need images in their "thin" output, you could turn on the "Omit images (include a gray Bounding Box only)" option.</p>

INSTALLATION INSTRUCTIONS

All guides are available online. Log into www.northplains.com/xinet and open our **Downloads > Documentation** volume to download our latest documentation.

- For installation and configuration information, see the *Xinet Administration Guide*. Download ***Xinet 18.0.1 r1 Admin Guide.pdf***.
- For information on how to install the Video for Xinet Suite, see the *Xinet Video Guide*. Download ***Xinet 18.0.1 r1 Video Guide.pdf***.